















Technical data


 3.5 INCH DISPLAY	 750 NIT SUNLIGHT READABLE	 130° / 110° VIEWING ANGLE	 320 x 240 RESOLUTION
 IP 67 INGRESS PROTECTION	 + 70° - 40° OPERATING TEMP	 7 X ANALOGUE INPUTS	 2 X DIGITAL INPUTS
 ETHERNET	 1 X USB PORT	 4 X RELAY OUTPUTS	 1 x RS232 1 X RS232
 2 X CAN BUS	 1 X TACHO INPUT		


3.5" COLOUR DISPLAY

FORMERLY THE CANVU™ 355, IS THE FULL VERSION IN THE RANGE OF 3.5" COMPACT COLOUR CAN BUS DISPLAYS.

One of our most popular displays, it is available in 4 variants with low profile and reduced I/O combinations. The C3 has a 3.5inch colour LCD with fully integrated input and output features.

With 7 analogue inputs, 4 relay outputs combined with 2 digital inputs, 1 Tachometer input, 2 CAN input connections, plus a USB port the C3 offers maximum functionality. Ethernet can be supported via a USB to Ethernet adapter.

The QVGA colour display can be viewed in full sunlight, the unit is totally sealed and electronically extremely durable. The display can provide system control functions, alarm functionality, and has configurable data logging capability.

It is equipped to meet the challenge of providing tough, flexible, maintenance free instrumentation in even the harshest of environments.

Using the powerful Freescale iMX 286 ARM processor running Linux, programmers can quickly put together a project using our proprietary software developer's kit (SDK) and the proven Veethree component based library. Application software is able to be rapidly validated on a PC using the PC simulator.



Reliability

Our products continue to be successfully deployed in an enormously diverse range of applications where total reliability is vital.

All products, bespoke or standard range are backed up by a dedicated central team of specialist engineers able to rapidly adapt any product for a specific application and to provide an unrivalled level of customer support.

Displays are also supported with a return to base extended 24-month Manufacture warranty against mechanical failure or material defects.



Software

Our SDK is offered for a one-off licence fee from which customers can develop their own bespoke application solution.

Available are optional plugins for CANopen, J1939, NMEA 2000, and support hours are included should your engineers need any help along the way.

Alternatively, we can develop bespoke software to your specification using our experienced in house engineers.

Over the years our engineers have developed software for our displays to run rock crushers & mining machinery, measure performance of spraying equipment, acting as battery monitors, boat gyro stabilisers, plus many more including military and aerospace applications.

Also available is our Engine Monitor standard software for Industrial and Marine, which can be pre-loaded to our displays receiving and displaying J1939 engine and transmission data, including common Tier4 parameters, with active alarms (from DM1) & NMEA 2000 data, where supported.



Accessories

- > Cable Harnesses
- > Front Mounting Kits
- > Protective Sun Covers
- > Branding - Labels & Boxes
- > GPS Sensor
- > Development Harness





Specifications

Hardware

CPU	Freescale iMX 286 (454 MHz ARM926EJ-S)
FLASH Memory	128MB NAND
SDRAM	128MB

Electrical

Display	a-Si TFT LCD 3.5'
Resolution	320 (H) x 240 (V) QVGA
Active Area	70.08mm (H) x 52.56mm (V)
Viewing Angle	130/110 degrees from 6 O'clock
Number Of Colours	64K
Contrast Ratio	300:1
Brightness	750 NIT (cd/m ²)
Power Requirements	10V to 32V DC
Sounder	Internal Buzzer
Connection	(1) 12 Pin Deutsch DT04-12PA Moulded in Receptacle Mates with Primary DT06-12SA (1) 12 Pin Deutsch DT04-12PB Moulded in Receptacle Mates with Secondary DT06-12SB

Environmental

Operating temperature	-40°C to +70°C
Storage Temperature	-40°C to +80°C
Degree of Protection	IP67 Rear, IP66 Front

Mechanical

Case material	ABS
Case colour	Black
Dimensions	95mm (W) x 95mm (H) Front x 23mm rear (D) and 23mm forward.

Input/Output / Communications

7 Analogue Inputs	0 - 2.5 VDC, 0 - 10 VDC or 0 - 1000 OHMS
2 Switch Inputs	Switch Contact to ground or open collector type sensor - max. frequency = 50 Hz
RPM Input	Magnetic pick up or hall effect & similar with push-pull output - max. frequency = 5 KHz
4 Relay / Solenoid Outputs	Open collector suitable 0.5A continuous load.
Communications	1 X RS232, 2 X CAN Bus 2.0B (1 isolated), USB2.0


Part Number

3500	C3 3.5" CAN Display
3501	C3 3.5" CAN Display with Engine Monitor Software Preloaded
3503	C3 3.5" CAN Display with Engine Gateway Monitor Software Preloaded




Connectors (Version No. 06)
Primary

1	Ground
2	Power
3	Relay/Solenoid Output 1
4	Relay/Solenoid Output 2
5	Isolated CAN Supply (-)
6	Isolated CAN Supply (+)
7	Isolated CAN Data H
8	Isolated CAN Data L
9	Relay/Solenoid Output 3
10	Relay/Solenoid Output 4
11	Primary CAN Data L
12	Primary CAN Data H


Secondary

1	Sensor 1 Analogue Input
2	Sensor 2 Analogue Input
3	Sensor 3 Analogue Input
4	Sensor 4 Analogue Input
5	Sensor 5 Analogue Input
6	Sensor 6 Analogue Input
7	Sensor 7 Analogue Input
8	Digital Input/Flow Sensor 1
9	Digital Input/Flow Sensor 2
10	Tachometer Input
11	RS232 Receiver
12	RS232 Transmit



Mates with DT06-12SA

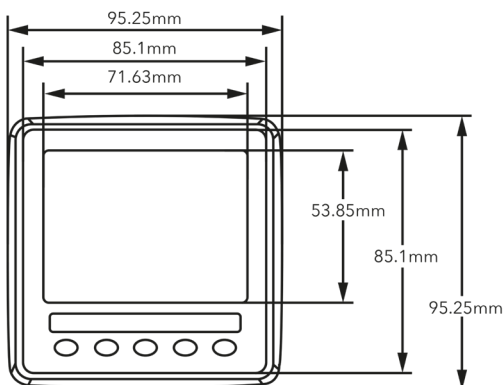
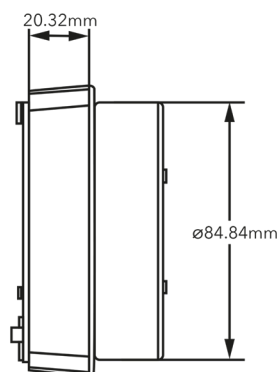
Mates with DT06-12SB

Note 1. (10-32V DC) Supply should be protected by 1A – Rated circuit breaker/fuse.

IMPORTANT NOTICE

Safety Warning: Please note analogue input voltages should not exceed the supply voltage or damage may occur. No power should be present on the harness during connection. USB port should not be used for charging external equipment such as mobile phones.

Connect Harness 1 (Primary) noting correct orientation of connector. Ensure it is fully mated so the connector latches into place. Then connect Harness 2 (Secondary) note correct orientation of connector. Ensure it is fully mated so the connector latches into place.

Dimensions
FRONT VIEW

SIDE VIEW

REAR VIEW
